



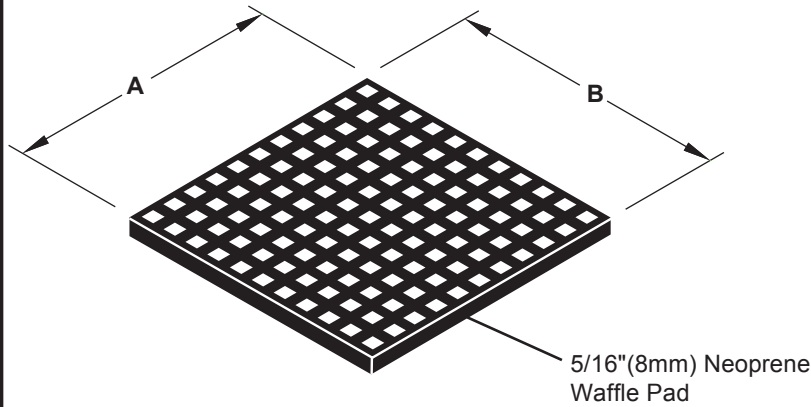
MASON INDUSTRIES, Inc.

Manufacturers of Vibration Control Products

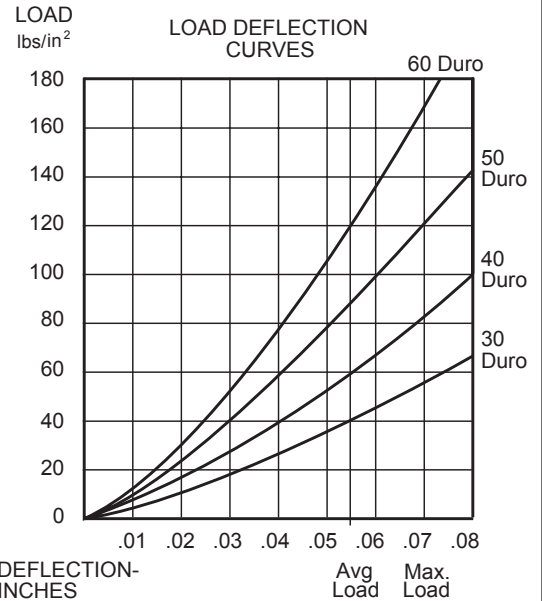
350 Rabro Drive 2101 W. Crescent Ave., Suite D
 Hauppauge, NY 11788 Anaheim, CA 92801
 631/348-0282 714/535-2727
 FAX 631/348-0279 FAX 714/535-5738
 Info@Mason-Ind.com • www.Mason-Ind.com

JOB NAME _____
 CUSTOMER _____
 CUSTOMER P.O. _____
 MASON M.I. _____
 DWG. NO. _____

W
Neoprene
Waffle Pad



ACTUAL PAD SIZES ARE AS SCHEDULED BELOW



TYPE W DIMENSIONS

(Special Sizes on Request) Size (in)	Average Rated Load @ 60 lbs/in ² * (lbs)
W-2 x 2	240
W-3 x 3	540
W-4 x 4	960
W-6 x 6	2160
W-12 x 12	8640
W-18 x 18	19440
W-18 x 36	38880
W-24 x 24	34560
W-24 x 48	69120

TYPE W DIMENSIONS (metric)

(Special Sizes on Request) Size (mm)	Average Rated Load @ .042 kg/mm ² * (kg)
W-50 x 50	105
W-75 x 75	236
W-100 x 100	437
W-150 x 150	945
W-300 x 300	3780
W-450 x 450	8505
W-450 x 900	17010
W-600 x 600	15120
W-600 x 1200	30240

*Loads are based on 40 Duro W Pads. *Loads are based on 40 Duro W Pads.


TYPE W LOAD RATINGS

Duro-meter	Recommended Loading (lb/in ²)	Max. Load (lb/in ²)	Recommended Loading (kg/mm ²)	Max. Load (kg/mm ²)
30	40	55	.028	.039
40	60	85	.042	.060
50	90	120	.063	.084
60	120	170	.084	.120

PLAN VIEW OF PAD LOCATION:

TAG: _____

UNIT: _____



Durometer of Pad Material to be: **DURO**

1 :	6 :
2 :	7 :
3 :	8 :
4 :	9 :
5 :	10 :

Sets Required:

Type W Dimensions (inches) (mm)

A	B