



# MASON INDUSTRIES, Inc.

Manufacturers of Vibration Control Products

350 Rabro Drive  
Hauppauge, NY 11788  
631/348-0282  
FAX 631/348-0279  
Info@Mason-Ind.com

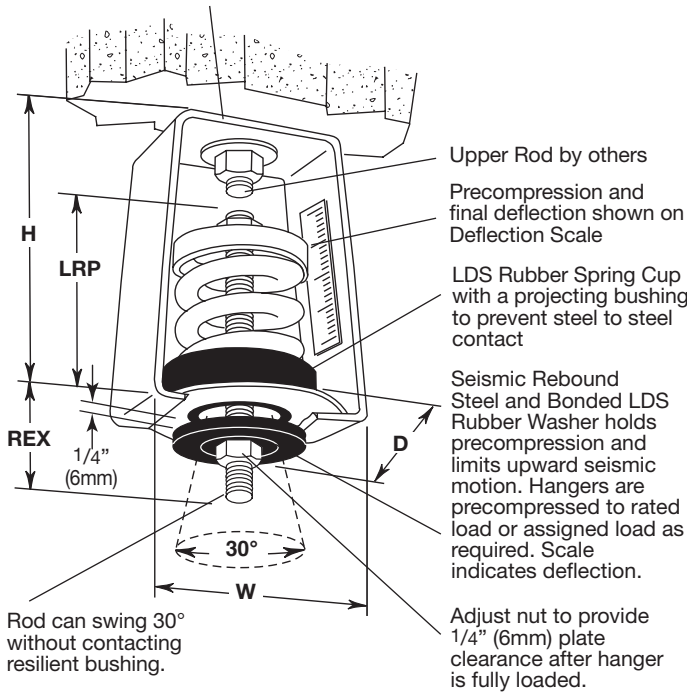
2101 W. Crescent Ave., Suite D  
Anaheim, CA 92801  
714/535-2727  
FAX 714/535-5738  
Info@MasonAnaheim.com  
www.Mason-Ind.com

JOB NAME \_\_\_\_\_  
 CUSTOMER \_\_\_\_\_  
 CUSTOMER P.O. \_\_\_\_\_  
 MASON M. \_\_\_\_\_  
 DWG No. \_\_\_\_\_

# PC30S

1" 25mm Deflection  
 X, A, B, C, D & F  
 Precompressed  
 Seismic Spring  
 Hangers

BOLT TIGHT TO STRUCTURE



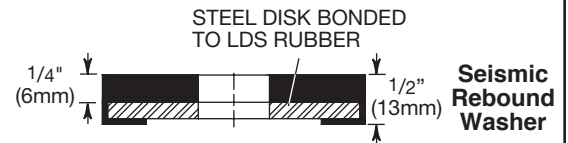
LDS stands for **Low Dynamic Stiffness** AASHTO Bridge Bearing Natural Rubber to minimize noise and vibration transmission.

### TYPE PC30S RATINGS

Type and Size	Rated Capacity		Rated Deflection		Spring Constant		Spring Color
	(lbs)	(kg)	(in)	(mm)	(lbs/in)	(kg/mm)	
PC30S-X-12	12	5	1.25	32	10	0.18	Orange
PC30S-X-23	23	10	1.30	33	18	0.30	Brown
PC30S-X-33	33	15	1.10	28	30	0.54	Copper
PC30S-X-54	54	24	1.20	30	45	0.80	White
PC30S-X-76	76	34	1.00	25	73	1.36	Black
PC30S-X-113	113	51	1.00	25	113	2.04	Brass
PC30S-X-130	130	59	1.00	25	130	2.36	Purple
PC30S-X-175	175	79	1.00	25	175	3.16	Silver
PC30S-X-210	210	95	1.00	25	210	3.80	Blue
PC30S-A-12	12	5	1.00	25	12	0.20	Copper
PC30S-A-18	18	8	1.00	25	18	0.32	Gray
PC30S-A-25	25	11	1.00	25	25	0.44	Orange
PC30S-A-41	41	19	1.18	30	35	0.63	Pink
PC30S-A-56	56	25	1.14	30	49	0.83	Black
PC30S-A-73	73	33	1.06	27	69	1.22	Tan
PC30S-A-95	95	43	1.01	26	94	1.65	Green
PC30S-B-138	138	63	1.32	34	105	1.85	White
PC30S-B-222	222	101	1.16	29	191	3.48	Blue
PC30S-B-278	278	126	1.09	28	255	4.50	Purple
PC30S-B-336	336	152	1.00	25	336	6.08	Silver
PC30S-B-410	410	186	1.07	27	385	6.89	Black
PC30S-B-540	540	245	1.00	25	540	9.80	Yellow
PC30S-C-630	630	286	1.13	29	558	9.86	Gray
PC30S-C-800	800	363	1.00	25	800	14.52	Orange
PC30S-C-1010	1010	458	1.10	28	920	16.36	Green
PC30S-C-1265	1265	574	1.00	25	1265	22.96	Red
PC30S-D-1575	1575	714	1.23	31	1280	23.03	Pink
PC30S-D-2150	2150	975	1.03	26	2095	37.50	Purple
PC30S-F-2760	2760	1252	1.00	25	2760	50.08	Silver

### TYPE PC30S DIMENSIONS

PC30S Size Range	D (in)	H (in)	W (in)	REX (in)	LRP (in)	MRD (in)						
X-12-210	21/2	64	41/4	108	27/8	73	13/4	44	31/2	89	3/8	10
A-12-25	23/4	70	53/4	146	31/4	83	21/4	57	31/2	89	5/8	16
A-41-95	23/4	70	53/4	146	31/4	83	21/4	57	4	102	5/8	16
B-138-540	4	102	71/4	184	43/4	121	21/4	57	41/4	108	5/8	16
C-630-1265	4	102	83/4	222	51/4	132	21/4	57	5	127	3/4	19
D-1575-2150	43/4	121	121/2	318	53/4	146	21/2	64	7	178	7/8	22
F-2760	6	152	12	305	61/4	159	21/2	64	7	178	7/8	22




REX - Rod Extension  
 LRP - Lower Rod Penetration  
 MRD - Maximum Rod Diameter

All springs have additional travel to solid equal to 50% of the Rated Deflection.

### PLAN VIEW OF HANGER LOCATIONS

TAG: \_\_\_\_\_  
 UNIT: \_\_\_\_\_



### SPECIFIED DEFLECTION

1:	6:
2:	7:
3:	8:
4:	9:
5:	10:
Sets Required:	