



MASON INDUSTRIES, Inc.

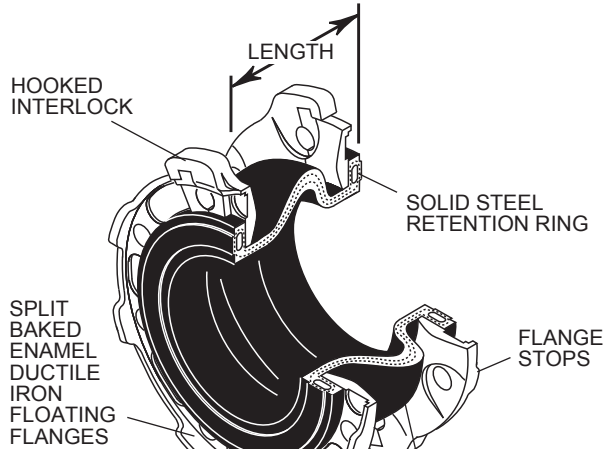
Manufacturers of Vibration Control Products

350 Rabro Drive 2101 W. Crescent Ave., Suite D
 Hauppauge, NY 11788 Anaheim, CA 92801
 631/348-0282 714/535-2727
 FAX 631/348-0279 FAX 714/535-5738
 Info@Mason-Ind.com • www.Mason-Ind.com

JOB NAME _____
 CUSTOMER _____
 CUSTOMER P.O. _____
 MASON M.I. _____
 DWG. NO. _____

MFEJ

MASONFLEX
 Single Sphere
 Neoprene Connector
 & Expansion Joint



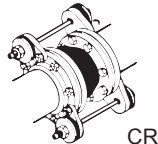
- 150 lb ASA Drilling
- 300 lb ASA Drilling
- BRITISH Series E Drilling
- BRITISH Series F Drilling
- DIN or PIN-10
- DIN or PIN-16
- DIN or PIN-25

MULTI-LAYERED KEVLAR® TIRE CORD FABRIC REINFORCEMENT WITH NEOPRENE COVER, LINER AND FABRIC FRICTIONING

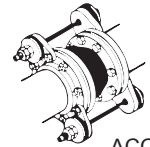
If not all Neoprene, Materials are—

- | | | |
|--------------------------|--------------------------|------------------|
| Cover | Liner | |
| <input type="checkbox"/> | <input type="checkbox"/> | Neoprene |
| <input type="checkbox"/> | <input type="checkbox"/> | Natural Rubber |
| <input type="checkbox"/> | <input type="checkbox"/> | Hypalon |
| <input type="checkbox"/> | <input type="checkbox"/> | Nitrile (Buna N) |
| <input type="checkbox"/> | <input type="checkbox"/> | EPDM |

- CR Control Rods
- ACC Control Cables



CR Control Rods



ACC Control Cables

Standard Masonflex MFEJ Connectors do not require control rods or cables in anti-vibration applications when preextended during installation in accordance with installation instructions.

High Pressure Masonflex MFEJ Connectors should be installed with control rods or cables over 275 psi 18.9 Bar.

MASONFLEX MFEJ DIMENSIONS AND ALLOWABLE MOVEMENTS

Pipe (in)		Pipe (mm)		Allowable Movements					
Size (in)	Length (in)	Size (mm)	Length (mm)	Angular (degrees)	Compression (in) (mm)	Elongation (in) (mm)	Transverse ±(in) (mm)		
2	4	50	100	20°	5/8 16	1/2 12	3/8 9.5		
2 1/2		65		19°					
3		75		18°					
4		100		17°					
5	6	125	150	16°	7/8 22	5/8 16	5/8 16		
6		150		15°					
8		200		13°					
10		250		12°					
12	8	300	200	11°	1 25	3/4 19	3/4 19		
14		350		10°					
16		400		9°					
18	9	450	225	8°	1 1/8 29	7/8 22	7/8 22		
20		500		7°					
24	10	600	250	6°	1 1/8 29	1 25	1 25		

MASONFLEX MFEJ

Standard and High Pressure Construction Temperature Corrections

Construction Type & Sizes (in) (mm)	Nominal Rating at:						Max Vacuum (in Hg) (-Bar)
	170°F 77°C	180°F 82°C	190°F 88°C	200°F 92°C	210°F 99°C	220°F 102°C	
Standard 2-16" 50-400mm	225 psi 15.5 Bar	220 psi 15.2 Bar	215 psi 14.8 Bar	210 psi 14.5 Bar	205 psi 14.1 Bar	200 psi 13.8 Bar	18" 0.6
Standard 18-24" 450-600mm	180 psi 12.4 Bar	180 psi 12.4 Bar	175 psi 12.1 Bar	170 psi 11.7 Bar	165 psi 11.4 Bar	160 psi 11.0 Bar	18" 0.6
High Pressure 2-16" 50-400mm	300 psi 20.7 Bar	290 psi 20.0 Bar	280 psi 19.3 Bar	270 psi 18.6 Bar	260 psi 18.0 Bar	250 psi 17.2 Bar	29" 1.0
High Pressure 18-24" 450-600mm	225 psi 15.5 Bar	220 psi 15.2 Bar	215 psi 14.8 Bar	210 psi 14.5 Bar	205 psi 14.1 Bar	200 psi 13.8 Bar	29" 1.0

Burst pressures are a minimum of three times Operating Pressures.

Pressure Ratings-

Sizes 2-16" 50-400mm Nominal 225 psi 15.5 Bar Standard
 Sizes 18-24" 450-600mm Nominal 180 psi 12.4 Bar Standard

Sizes 2-16" 50-400mm Nominal 300 psi 20.7 Bar High Pressure
 Sizes 18-24" 450-600mm Nominal 225 psi 15.5 Bar High Pressure

When Expansion Joints are used for piping expansion or contraction, Anchors must be provided on both sides of the expansion joint at the extreme ends of the protected run or the joints will not function properly.

CERTIFICATION DATA

QUANTITY REQUIRED	MASONFLEX MFEJ SIZE	TAG