



# MASON INDUSTRIES, Inc.

Manufacturers of Vibration Control Products

350 Rabro Drive  
Hauppauge, NY 11788  
631/348-0282  
FAX 631/348-0279

2101 W. Crescent Ave., Suite D  
Anaheim, CA 92801  
714/535-2727  
FAX 714/535-5738

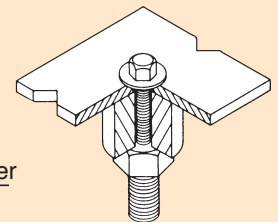
Info@Mason-Ind.com • www.Mason-Ind.com

## SERIES 100 HEIGHT MATCHING METHODS SIZES 100 - 116

# Series 100 Ductile Iron Extension Tops

DATA SHEET DS-209A

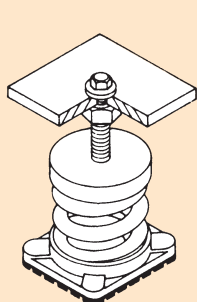
SLF Size	Adjustment Bolt	Cap Screw	Spring OD	Normal Assembly Height	TO INCREASE HEIGHT TO MATCH (inches mm)									
					108		109 - 110 - 111		112		113			
					Height	Solution	Height	Solution	Height	Solution	Height	Solution		
101	7/8 x 53/4	1/2 x 11/4	33/4	95	71/4	184	8 203	Raise Bolt an Add'l 3/4" 19mm	9 229	Dwg. A-14303	10 254	Dwg. A-14303 plus 1" 25mm spacer	101/2 267	Dwg. A-14303 plus 1 1/2" 38mm spacer
102	7/8 x 53/4	1/2 x 11/4	33/4	95	71/4	184								
103	7/8 x 53/4	1/2 x 11/4	33/4	95	71/4	184								
104	7/8 x 53/4	1/2 x 11/4	33/4	95	71/4	184								
105	7/8 x 53/4	1/2 x 11/4	33/4	95	71/4	184								
106	7/8 x 53/4	1/2 x 11/4	33/4	95	71/4	184								
107	7/8 x 53/4	1/2 x 11/4	33/4	95	71/4	184								
108	7/8 x 53/4	1/2 x 11/4	41/2	114	8	203	9 229	1" spacer 25mm	10 254	11/2" spacer 38mm	101/2" Dwg.A-14304	12 305	A-14304 + 1 1/2" sp 38mm	
109	7/8 x 53/4	1/2 x 11/4	41/2	114	9	229	10 254	1" spacer 25mm	101/2" Dwg.A-14305	11/2" spacer 38mm	12 305	Dwg.A-14304 + 1 1/2" sp 38mm		
110	7/8 x 53/4	1/2 x 11/4	5	127	9	229	10 254	1" spacer 25mm	101/2" Dwg.A-14305	11/2" spacer 38mm	12 305	A-14305 + 1 1/2" sp 38mm		
111	7/8 x 53/4	1/2 x 11/4	5	127	9	229	10 254	1" spacer 25mm	101/2" Dwg.A-14305	11/2" spacer 38mm	12 305	A-14305 + 1 1/2" sp 38mm		
112	1 x 6	1/2 x 11/4	51/2	140	10	254	101/2" 67	Raise 1/2" 13mm	12 305	Dwg.A-14478	13 330	A-14478 + 1 1/2" sp 38mm		
113	1 x 6	1/2 x 11/4	6	152	101/2	267	12 305	1 1/2" sp 38mm	13 330	11/2" spacer 38mm and 65/8" x 71/2" x 1" 65 - 70 Duro Pad 168 x 191 x 25mm	11/2" spacer 38mm			
114	1 x 6	1/2 x 11/4	63/4	171	12	305	13 330	1" sp 25mm						
115	1 x 6	1/2 x 11/4	63/4	171	12	305	13 330	1" sp 25mm						
116	1 1/4 x 8	5/8 x 11/2	73/4	197	13	330								



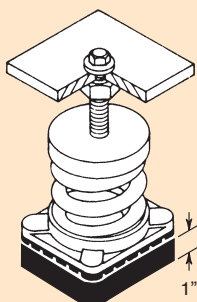
Spacers Required

Supply Cap Screw in place of 1/2 x 11/4 Cap Screw

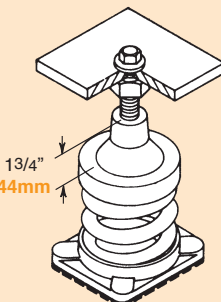
	1" 25mm Spacer	1 1/2" 38mm Spacer
OD	1 1/2" 38mm	1 1/2" 38mm
ID	5/8" 16mm	5/8" 16mm
Height	1" 25mm	1 1/2" 38mm
	1/2 x 21/4	1/2 x 23/4



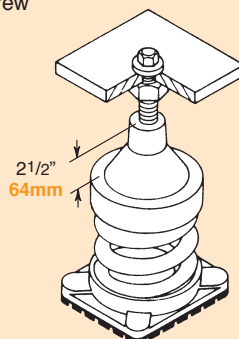
Raise Adjustment Bolt an Additional 3/4" 19mm



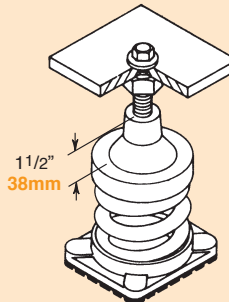
Cement 1" Pad 65 - 70 Duro 65/8" x 71/2"



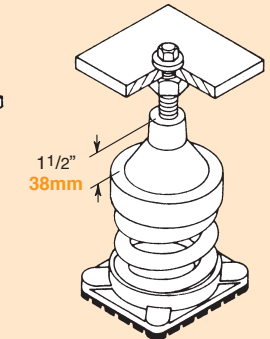
Drawing Number A-14303 33/4" 95mm OD Spring 13/4" 44mm Extension Drill & Tap - 7/8"-9UNC OD - 41/4" 108mm ID - 313/16" 97mm Weight - 1.8 lbs. .8kg Material - Gray Cast Iron



Drawing Number A-14304 41/2" 113mm OD Spring 21/2" 64mm Extension Drill & Tap - 7/8"-9UNC OD - 5" 127mm ID - 49/16" 116mm Weight - 2.5 lbs. 1.1kg Material - Gray Cast Iron



Drawing Number A-14305 5" 127mm OD Spring 1 1/2" 38mm Extension Drill & Tap - 7/8"-9UNC OD - 51/2" 140mm ID - 513/16" 148mm Weight - 2.85 lbs. 1.3kg Material - Gray Cast Iron



Drawing Number A-14478 51/2" 140mm OD Spring 1 1/2" 38mm Extension Drill & Tap - 1"-8UNC OD - 61/8" 156mm ID - 53/4" 146mm Weight - 3.4 lbs. 1.5kg Material - Gray Cast Iron

### PROCEDURE —

Select the Heaviest Capacity (Tallest) SLF Mount size in the set. This sets the standard for the entire set. Modify the Lighter Capacity (Shorter) SLF Mount sizes as per the tables above to match the tallest selection.

### EXAMPLE —

Set consists of 2 SLF-111, 1 SLF-108 and 1 SLF-107  
Use —  
2 SLF-111 — Standard  
1 SLF-108 — Standard & 1" Spacer 25mm  
1 SLF-107 — Refer to Drawing No. A-14303

### EXAMPLE —

Set consists of 1 SLF-113, 1 SLF-111, 1 SLF-108 and 1 SLF-106  
Use —  
1 SLF-113 — Standard  
1 SLF-111 — Refer to Drawing No. A-14305  
1 SLF-108 — Refer to Drawing No. A-14304  
1 SLF-106 — Refer to Drawing No. A-14303 & 1 1/2" Spacer 38mm



# MASON INDUSTRIES, Inc.

Manufacturers of Vibration Control Products

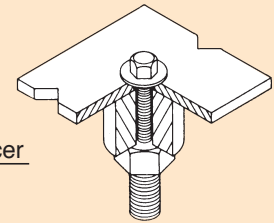
350 Rabro Drive      2101 W. Crescent Ave., Suite D  
 Hauppauge, NY 11788      Anaheim, CA 92801  
 631/348-0282      714/535-2727  
 FAX 631/348-0279      FAX 714/535-5738  
 Info@Mason-Ind.com • www.Mason-Ind.com

## SERIES 100 HEIGHT MATCHING METHODS SIZES 126 - 136

## Series 100 Ductile Iron Extension Tops

DATA SHEET DS-209B

SLF Size	Adjustment Bolt	Cap Screw	Spring OD	Normal Assembly Height	TO INCREASE HEIGHT TO MATCH (inches mm)													
					129 - 130		131		132		133 - 134 - 135		136					
					Height	Solution	Height	Solution	Height	Solution	Height	Solution	Height	Solution				
126	7/8 x 53/4	1/2 x 11/4	33/4	95	8	203	81/2	Raise 1/2"	9	1"	91/2	11/2"	11	A-14303 + 1" sp	113/4	298	A-14303	
127	7/8 x 53/4	1/2 x 11/4	33/4	95	8	203	216	13mm	229	25mm spacer	241	38mm spacer	279	25mm	298	38mm		
128	7/8 x 53/4	1/2 x 11/4	4	102	8	203	81/2	Raise 1/2"	9	1" 25mm spacer	91/2	11/2" sp	11	A-24256	113/4	A-24256+1" sp	298	25mm
129	7/8 x 53/4	1/2 x 11/4	4	102	81/2	100	131		132		133 - 134 - 135		136					
130	7/8 x 53/4	1/2 x 11/4	4 1/2	114	81/2	100	9	Raise 1/2"	9 1/2	1" spacer	91/2	A-24256	11	A-14304	113/4	A-24256 + 3/4" Raise	113/4	A-14304 + 3/4" Raise
131	7/8 x 53/4	1/2 x 11/4	4 1/2	114	9	229	91/2	Raise 1/2"	11	1 1/2 sp	91/2	A-14304	113/4	A-14304	298			
132	7/8 x 53/4	1/2 x 11/4	5	127	9 1/2	241	133 - 134 - 135		136									
133	1 x 6	1/2 x 1/4	5 1/2	140	11	279	11	A-14305	11 1/4	A-14305 + 3/4" Raise	113/4		298					
134	1 x 6	1/2 x 1/4	5 1/2	140	11	279	113/4	Raise 3/4"										
135	1 x 6	1/2 x 1/4	6	152	11	279	298	19mm										
136	1 x 6	1/2 x 11/4	6 3/4	171	11 3/4	298												

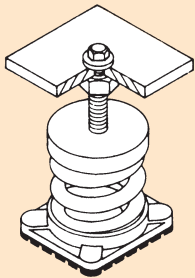


Spacers Required

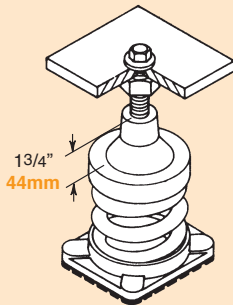
1" 25mm Spacer      1 1/2" 38mm Spacer

OD	1 1/2" 38mm	1 1/2" 38mm
ID	5/8" 16mm	5/8" 16mm
Height	1" 25mm	1 1/2" 38mm
	1/2 x 2 1/4	1/2 x 2 3/4

Supply Cap Screw in place of 1/2 x 11/4 Cap Screw

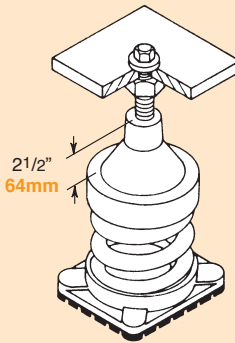


Raise Adjustment Bolt an Additional 3/4" 19mm



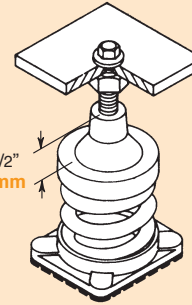
Drawing Number A-14303

33/4" 95mm OD Spring  
 13/4" 44mm Extension  
 Drill & Tap - 7/8"-9UNC  
 OD - 41/4" 108mm  
 ID - 313/16" 97mm  
 Weight - 1.8 lbs. .8kg  
 Material - Gray Cast Iron



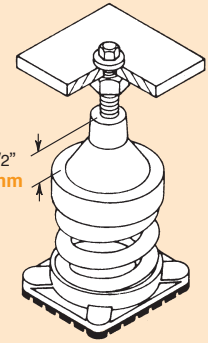
Drawing Number A-14304

4 1/2" 114mm OD Spring  
 2 1/2" 64mm Extension  
 Drill & Tap - 7/8"-9UNC  
 OD - 5" 127mm  
 ID - 49/16" 116mm  
 Weight - 2.5 lbs. 1.1kg  
 Material - Gray Cast Iron



Drawing Number A-14305

5" 127mm OD Spring  
 1 1/2" 38mm Extension  
 Drill & Tap - 7/8"-9UNC  
 OD - 5 1/2" 140mm  
 ID - 513/16" 148mm  
 Weight - 2.85 lbs. 1.3kg  
 Material - Gray Cast Iron



Drawing Number A-24256

For 4" OD Spring  
 2 1/2" 64mm Extension  
 Drill & Tap - 7/8"-9UNC  
 OD - 4 1/2" 114mm  
 ID - 41/16" 103mm  
 Weight - 2.35 lbs. 1.1kg  
 Material - Gray Cast Iron

### PROCEDURE -

Select the Heaviest Capacity (Tallest) SLF Mount size in the set. This sets the standard for the entire set. Modify the Lighter Capacity (Shorter) SLF Mount sizes as per the tables above to match the tallest selection.

### EXAMPLE -

Set consists of 2 SLF-133, 1 SLF-130 and 1 SLF-127  
 Use -  
 2 SLF-133 - Standard  
 1 SLF-130 - Refer to Drawing No. A-14304  
 1 SLF-127 - Refer to Drawing No. A-14303 & 1" 25mm Spacer

### EXAMPLE -

Set consists of 1 SLF-134, 1 SLF-132, 1 SLF-129 and 1 SLF-126  
 Use -  
 1 SLF-134 - Standard  
 1 SLF-132 - Refer to Drawing No. A-14305  
 1 SLF-129 - Refer to Drawing No. A-24256  
 1 SLF-126 - Refer to Drawing No. A-14303 & 1" 25mm Spacer